



CHILE: ECONOMIC ACTIVITY

Gross Domestic Product (GDP)

3rd quarter 2021

310,246

17.2%

Millions of dollars
(Trailing 12 months)

Year-over-year variation

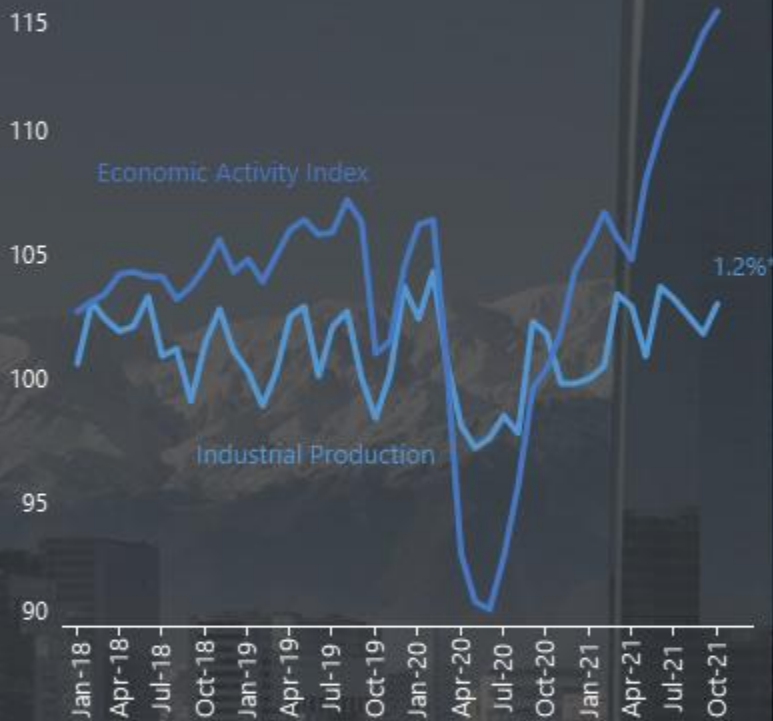
National Accounts

Index, Mar-15 = 100, real terms, seasonally adjusted
*Quarterly variation



Economic Activity and Industrial Production

Index, 2014-2019 average = 100, seasonally adjusted
*Monthly variation



Economic Activity Index

15.0%

Year-over-year variation
October 2021

Industrial production

1.3%

Year-over-year variation
October 2021

Unemployment rate

Seasonally adjusted, %
*Monthly variation (in percentage points)



Consumer Confidence

Index, 2005-2021 average = 100





CHILE: FINANCIAL SYSTEM

Central Bank's Reference Rate

Nominal rate, end of period %



Central Bank's Reference Rate

2.8%

November 2021

International Reserves

41.4%

Year-over-year variation
November 2021

International Reserves - Latin America

% of GDP, last available data



Total Deposits and Total Credit

% of GDP, end of period



International Reserves

Billions of dollars, end of period



Deposits

Real terms

1.7%

Year-over-year variation
September 2021

Credit

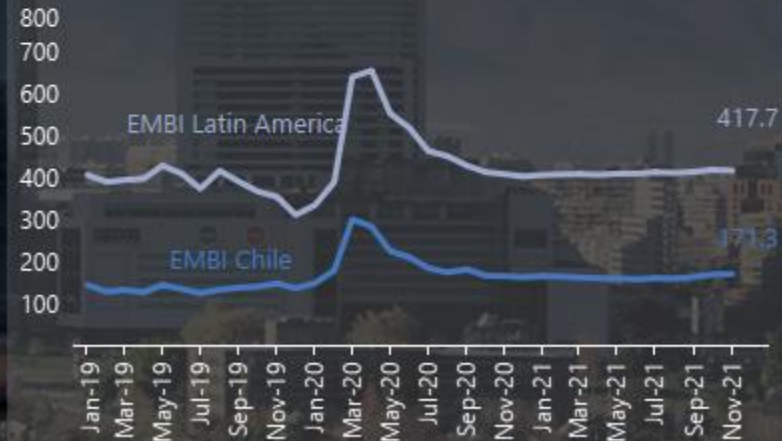
Real terms

-0.4%

Year-over-year variation
September 2021

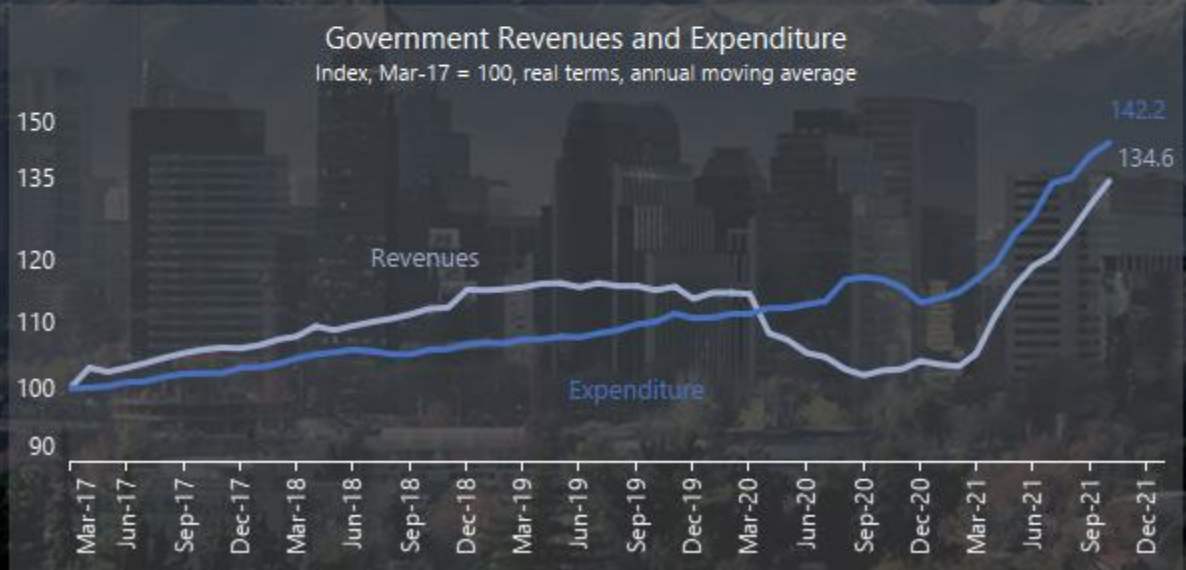
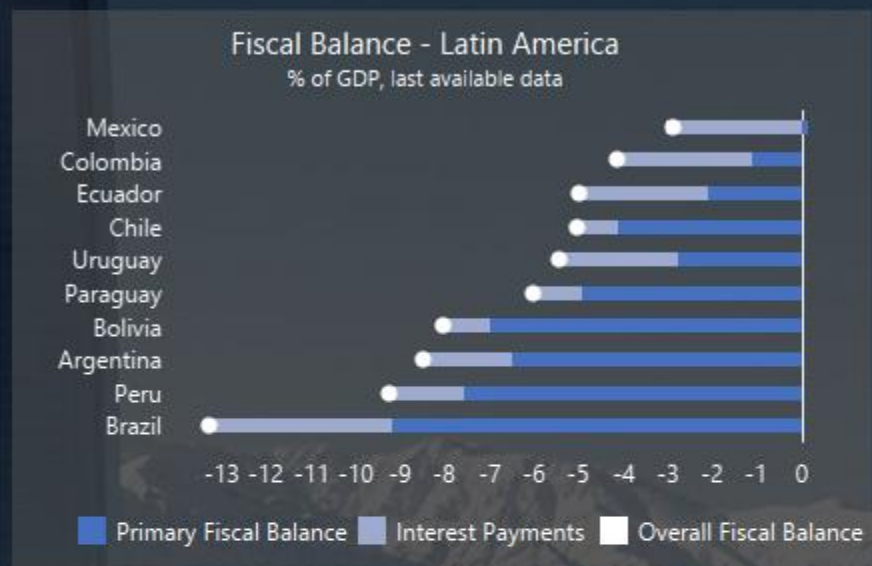
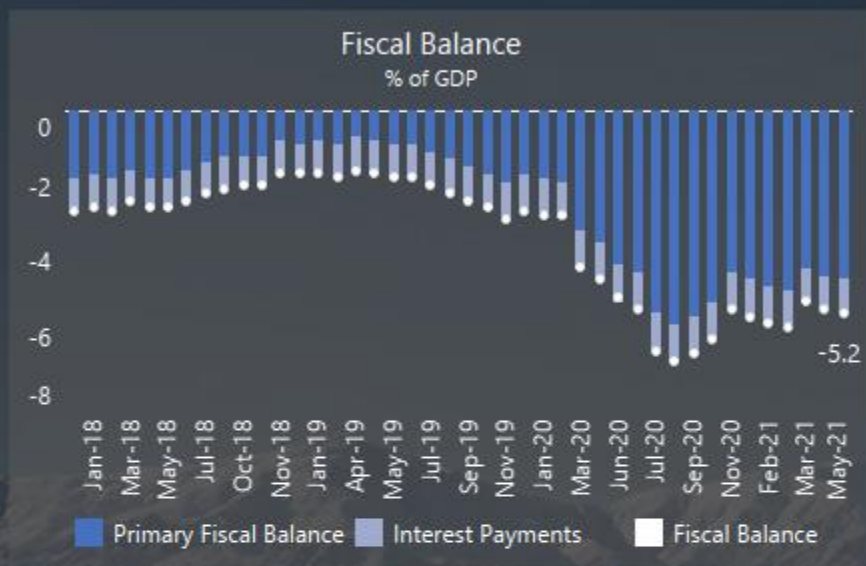
Emerging Market Bond Index (EMBI)

Return of Treasury Bonds, basic points over USA bonds





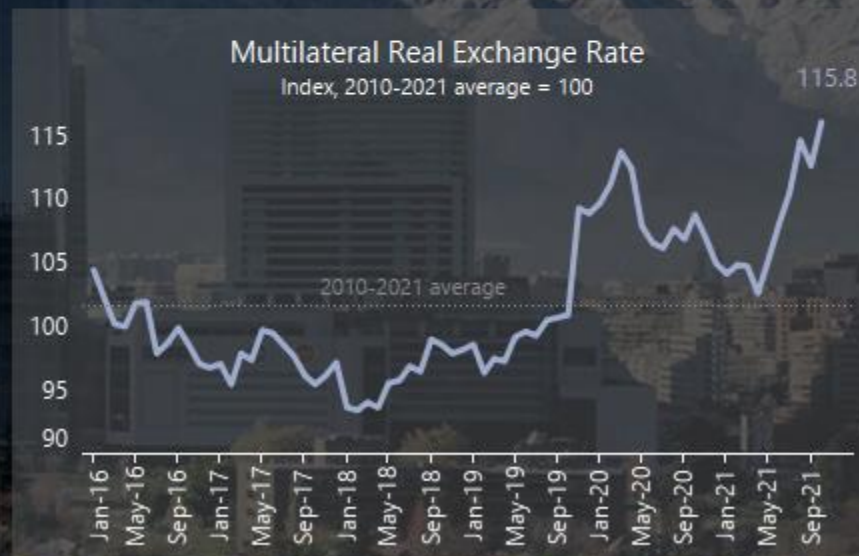
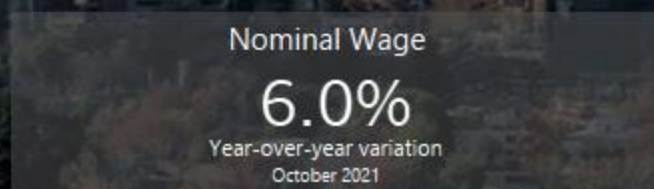
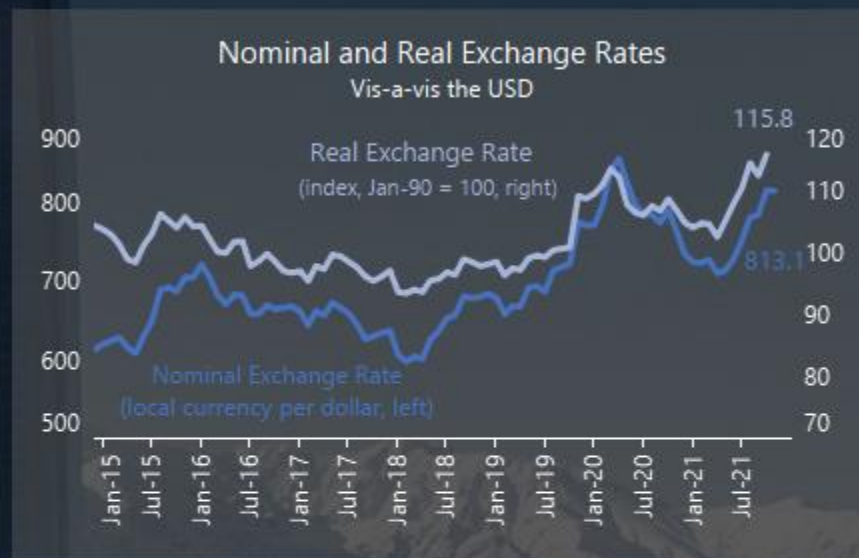
CHILE: PUBLIC SECTOR



Source: Banco Central de Chile, Dirección de Presupuestos (DIPRES) and official statistics from each country.



CHILE: PRICES, WAGES AND EXCHANGE RATES





CHILE: EXTERNAL ACCOUNTS

Exports and Imports

Billions of dollars



Exports

Millions of dollars
November 2021

7,768 | 18.2%

Year-over-year variation

Foreign Direct Investment

Net, % of GDP, last 4 quarters
2nd quarter 2021

-0.6% | -1.3pp

Year-over-year variation (percentage points)

Imports

Millions of dollars
November 2021

8,428 | 66.8%

Year-over-year variation

Financial Flows

Net, % of GDP, last 4 quarters
2nd quarter 2021

-4.4% | -3.3pp

Year-over-year variation (percentage points)

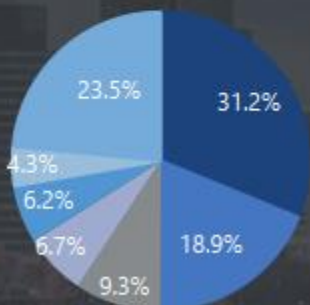
Foreign Direct Investment

Net, % of GDP, last 4 quarters



Main Export Destinations

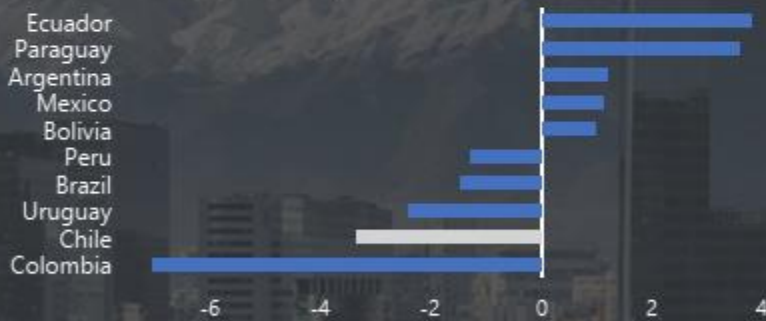
January - November 2021



- China
- United States
- European Union
- Japan
- Mercosur
- South Korea
- Other

Current Account Balance - Latin America

% of GDP, last available data



Current Account Balance

% of GDP
3rd quarter 2021

-3.4%

-3.6pp

Year-over-year variation (percentage points)

Financial Flows

Net, % of GDP, last 4 quarters





CHILE: COMMODITIES

Main Export Products

January - November 2021



Copper Price

Index, 2010-2021 average = 100



Iron Price

Index, 2010-2021 average = 100



Salmon Price

Index, 2010-2021 average = 100

